

# Material Pages

## Student Details

Name:  
 Student Number:  
 Stream: Diploma / Degree

## Objectives of project

You should have a minimum of 7 atlas pages that deal with the “material” you are designing with, and its relevance to the design structure, people and place. The objective of these pages is to let the reader gain a sense of the materials you are working with in your design structure. You can give the atlas reader access to material aspects that are influencing your design structure: What are the materials you are using, and what are their properties, and their relevance? How do these materials feel when they are used in the design structure? How are they related to the place, and the people you are designing for?

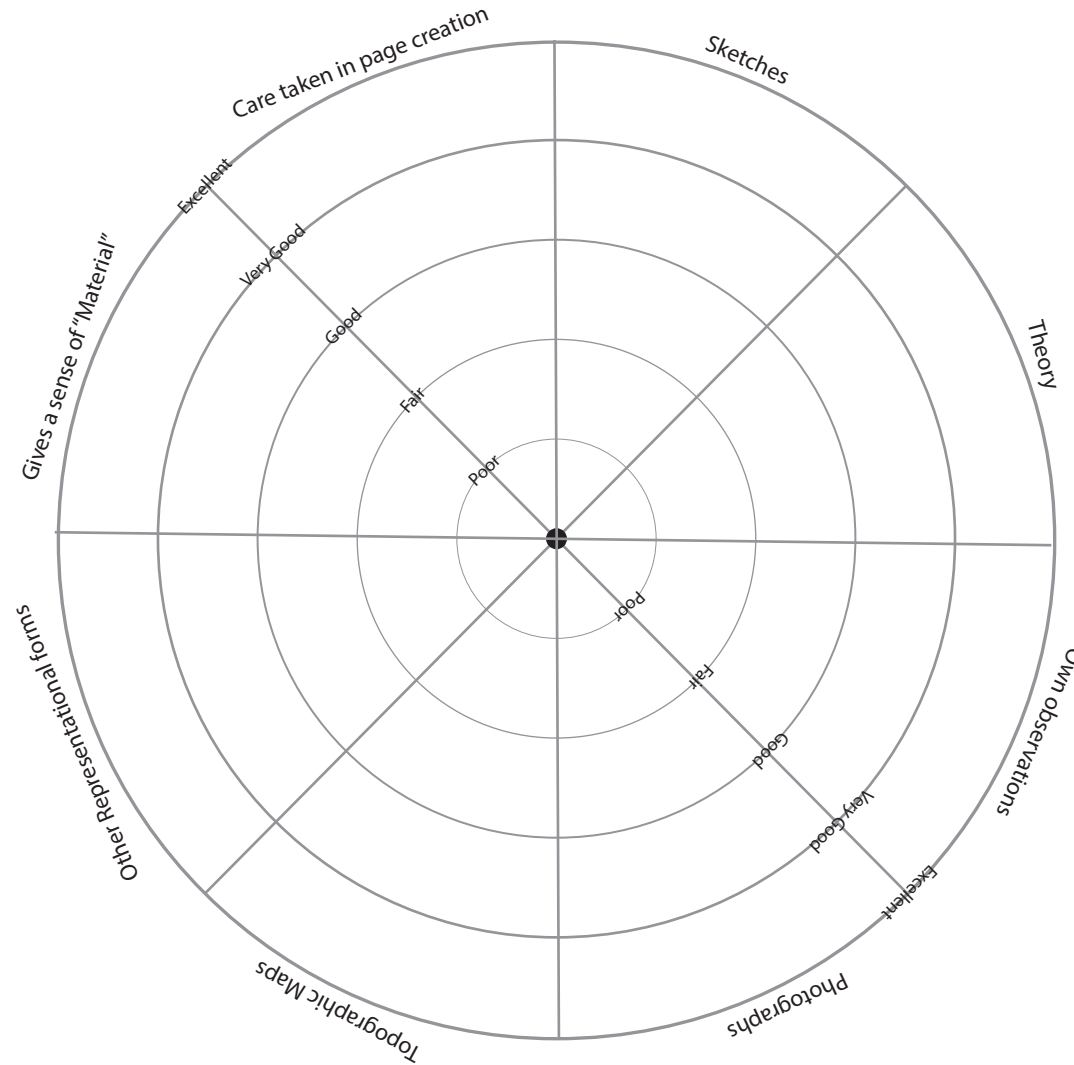
You should include:

- Sketches that are figurative or abstract.
- A reference from theory laid out using typography.
- Your own observation (site description) written out either by hand or laid out using typography.
- Your own photographs or found photographs.
- Topographic maps that give access to the materials you are working with in relation to the site.
- Any other representational mode that you find valuable to explore further.

Peer Feedback form

## Rating system used and current level

Poor	Fair	Good	Very Good	Excellent
1 2 3	4 5	6 7	8 9	10



Assessment Point	Level
Pages are A3	
At least 7 pages	

**Extra Notes:** Sketches, Theory, Own Observation, Photographs, Topographical Maps, and Other Representational Forms should be approached in terms of technical proficiency. Gives a sense of “Place” and Care Taken in Page Creation should be approached in terms of how persuasive/coherent/informative the presentation is.

# People Pages

## Student Details

Name:  
 Student Number:  
 Stream: Diploma / Degree

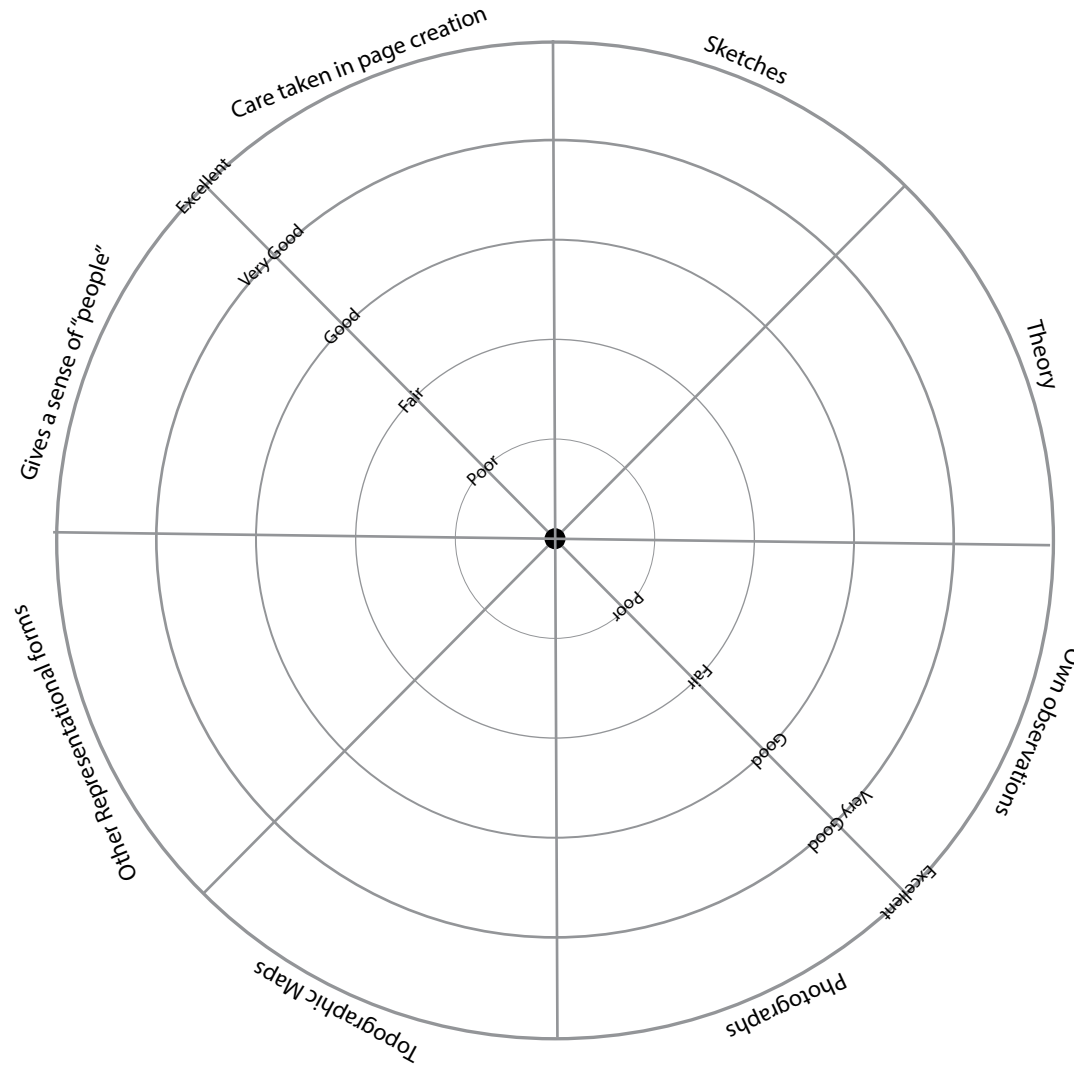
## Objectives of project

You should have a minimum of 7 atlas pages that deal with the “people” you are designing for, or who will be impacted by your design structure. The objective of these pages is to let the reader gain a sense of who these people are.

You can give the atlas reader access to various aspects of people: what are their beliefs, their histories, cultures, their objectives, their economic position, their hopes, and their customs?

You should include:

- Sketches that are figurative or abstract.
- A reference from theory laid out using typography.
- Your own observation (site description) written out either by hand or using typography.
- Your own photographs or found photographs.
- Topographic maps that give access to the activities of the humans you are working with.
- Any other representational modes that you find valuable to explore further.



Peer Feedback form

## Rating system used and current level

Poor	Fair	Good	Very Good	Excellent
1 2 3	4 5	6 7	8 9	10

Assessment Point	Level
Pages are A3	
At least 7 pages	

**Extra Notes:** Sketches, Theory, Own Observation, Photographs, Topographical Maps, and Other Representational Forms should be approached in terms of technical proficiency. Gives a sense of “People” and Care Taken in Page Creation should be approached in terms of how persuasive/coherent/informative the presentation is.

# Place Pages

## Student Details

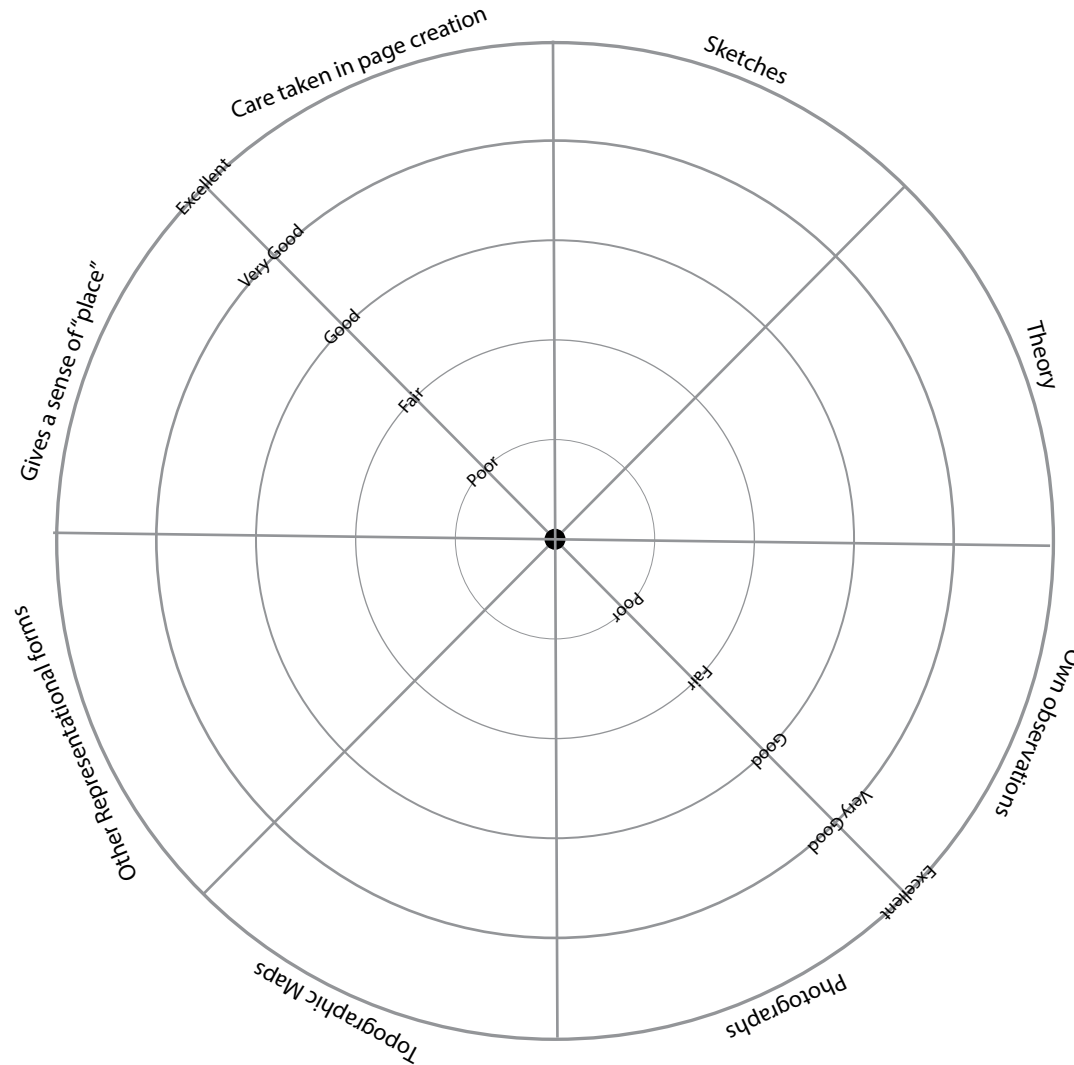
Name:  
 Student Number:  
 Stream: Diploma / Degree

## Objectives of project

You should have a minimum of 7 atlas pages that deal with the "place" you are designing for, and that will be impacted by your design structure. The objective of these pages is to let the reader gain a sense of the place you are working with. You can give the atlas reader access to characteristic aspects of the place you are working with: what is the place's histories, its cultural associations, its climatic and natural conditions, its human and animal relationships, its dangers, its potentials?

You should include:

- Sketches that are figurative or abstract.
- A reference from theory laid out using typography.
- Your own observation (site description) written out either by hand or using typography.
- Your own photographs or found photographs.
- Topographic maps that give access to the activities of the humans you are working with.
- Any other representational modes that you find valuable to explore further.



Peer Feedback form

Assessment Point	Level
Pages are A3	
At least 7 pages	

## Rating system used and current level

Poor	Fair	Good	Very Good	Excellent
1 2 3	4 5	6 7	8 9	10

**Extra Notes:** Sketches, Theory, Own Observation, Photographs, Topographical Maps, and Other Representational Forms should be approached in terms of technical proficiency. Gives a sense of "Place" and Care Taken in Page Creation should be approached in terms of how persuasive/coherent/informative the presentation is.